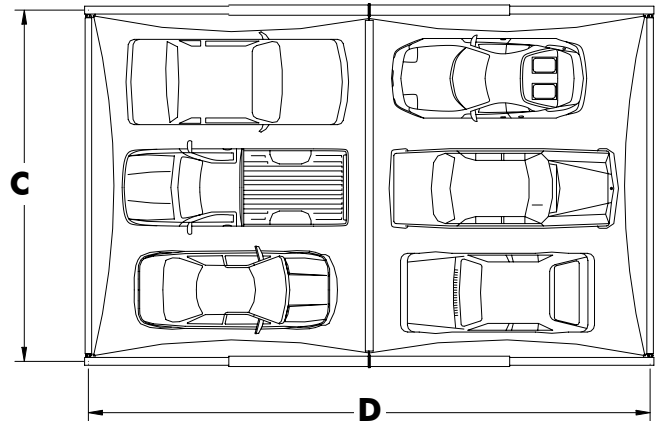
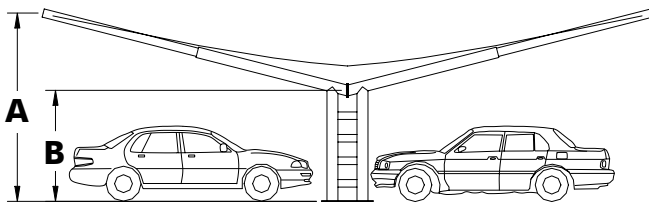


FLEXSHADE® Auto

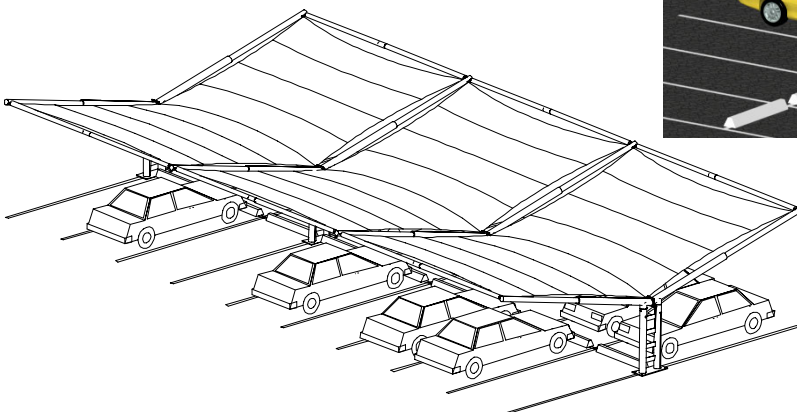
- Features:**
- ✘ Seaman Tedlar® PVC / Polyester Membrane.
 - ✘ Hot Zinc & Powder Coated Steelwork.
(Alternative Stainless Steel Support Frame)
 - ✘ Stainless Steel Fasteners & Fittings.
 - ✘ Designed to ASCE 7-98 and AS1170 Code and to comply with other Codes worldwide for 100mph wind speed

Auto Series

Square Module Auto*6



TYPE	*A	*B	*C	*D
Auto*6	3750 mm (12 ft 3 in)	2200 mm (7 ft 2 in)	7500 mm (24 ft 7 in)	12000 mm (39 ft 4 in)



Flexshade Tetra can be designed to suit specific customer requirements for height and plan dimension.



An Activity of TENSION SPAN STRUCTURES PTY LTD ABN 20 050 400 836
 62 Commercial Road, Fortitude Valley, Queensland, Australia 4006
 Ph: (07) 3854 1900 Intl Ph: +61 7 3854 1900 Fax: (07) 3252 1252
 Email: sales@flexshade.com Web: www.flexshade.com